

**Fort Bend ISD
Investment Report
7/1/2016 - 6/30/2017**

This report summarizes the investment position of Fort Bend ISD for the period 7/1/2016 - 6/30/2017

	7/1/2016	6/30/2017
Book Value	\$319,996,607	\$294,643,247
Market Value	\$319,996,607	\$294,643,247


This report is presented in accordance with the Texas Government Code Title 10 Section 2256.023. The below signed hereby certify that, to the best of their knowledge on the date this report was created, Fort Bend ISD is in compliance with the provisions of Government Code 2256 and with the stated policies and strategies of Fort Bend ISD.



Steven Bassett, Chief Financial Officer



Dina Edgar, Executive Director of Finance



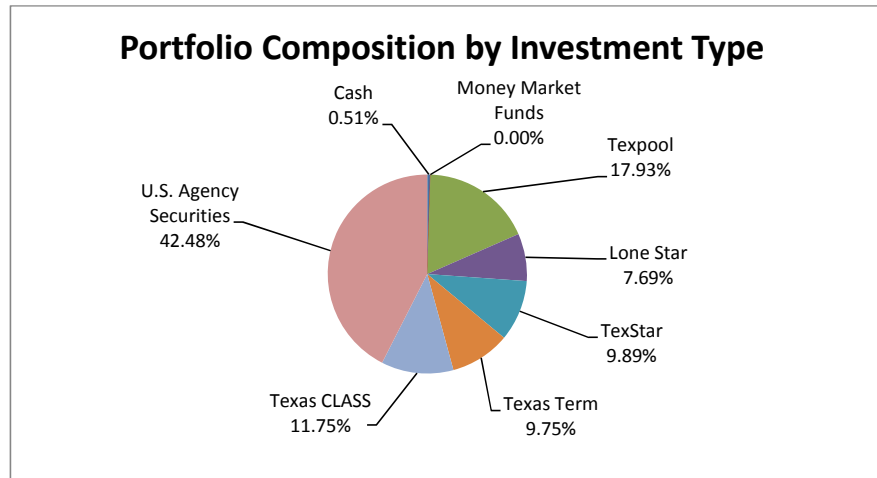
Kelly Schlacks, Director of Finance



Suzanne K. Owen, District Treasurer

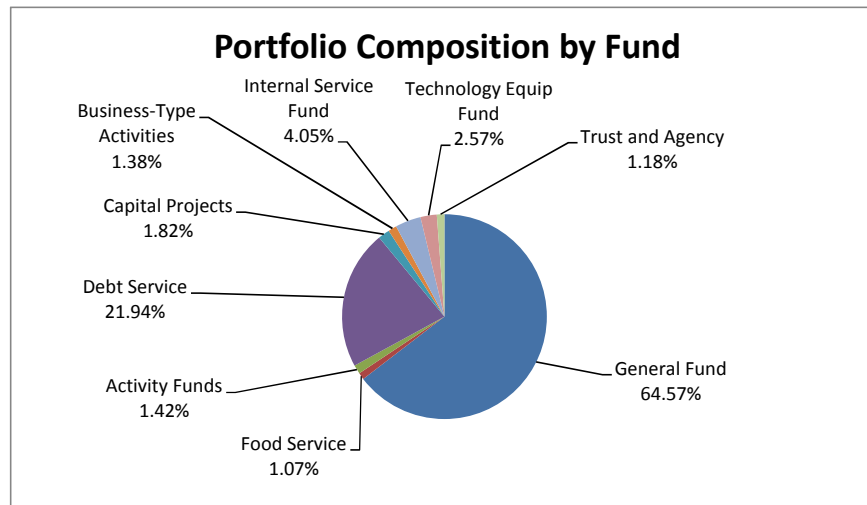
**Fort Bend ISD
Portfolio Composition by Investment Type
June 30, 2017**

<u>Description</u>	<u>Market Value</u> <u>Amount</u>
Cash	\$ 1,503,214
Money Market Funds	2,597
Texpool	52,843,353
Lone Star	22,663,293
TexStar	29,148,360
Texas Term	28,728,597
Texas CLASS	34,624,958
U.S. Agency Securities	125,128,875
	<u>\$ 294,643,247</u>



**Fort Bend ISD
Portfolio Composition by Fund
June 30, 2017**

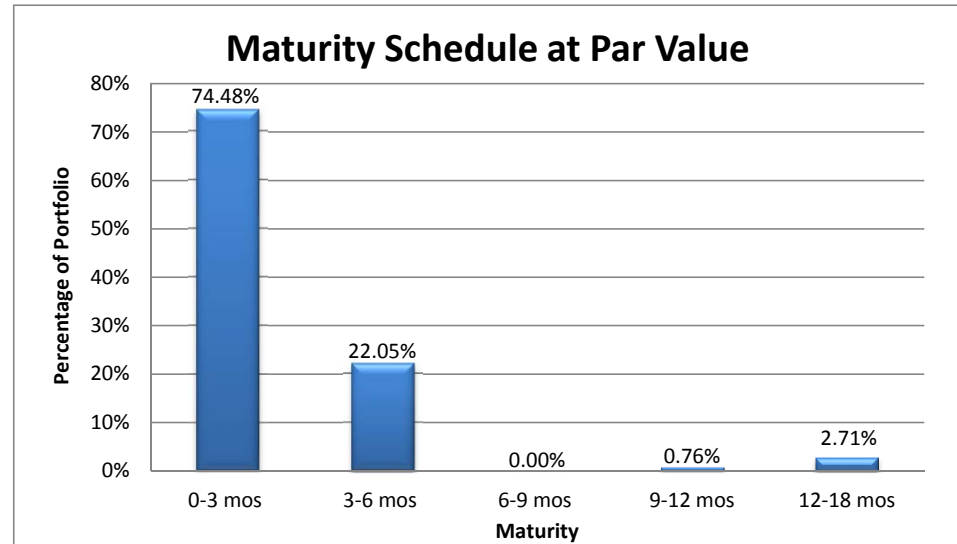
<u>Description</u>	<u>Market Value</u> <u>Amount</u>
General Fund	\$ 190,242,990 (a)
Food Service	3,162,665
Activity Funds	4,169,371
Debt Service	64,653,254
Capital Projects	5,365,029
Business-Type Activities	4,063,253
Internal Service Fund	11,934,970
Technology Equip Fund	7,577,652
Trust and Agency	3,474,063
	<u>\$ 294,643,247</u>



(a) This includes all Special Revenue Fund Balances except for Food Service and Activity Funds. Some Special Revenue Fund balances are negative due to pending reimbursements.

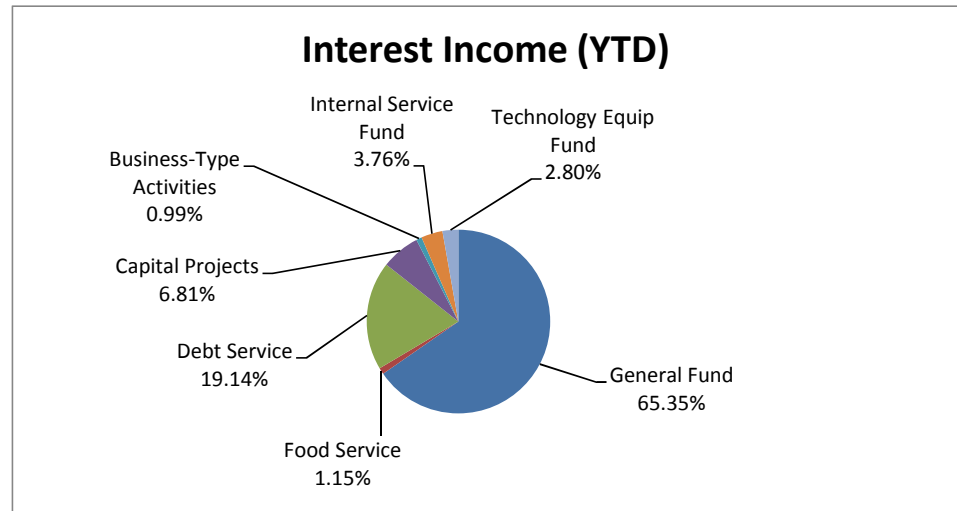
**Fort Bend ISD
Maturity Schedule
June 30, 2017**

	Percent of Portfolio	Par Value
0-3 mos	74.48%	\$ 219,514,372
3-6 mos	22.05%	65,000,000
6-9 mos	0.00%	-
9-12 mos	0.76%	2,250,000
12-18 mos	2.71%	8,000,000
	100.00%	\$ 294,764,372

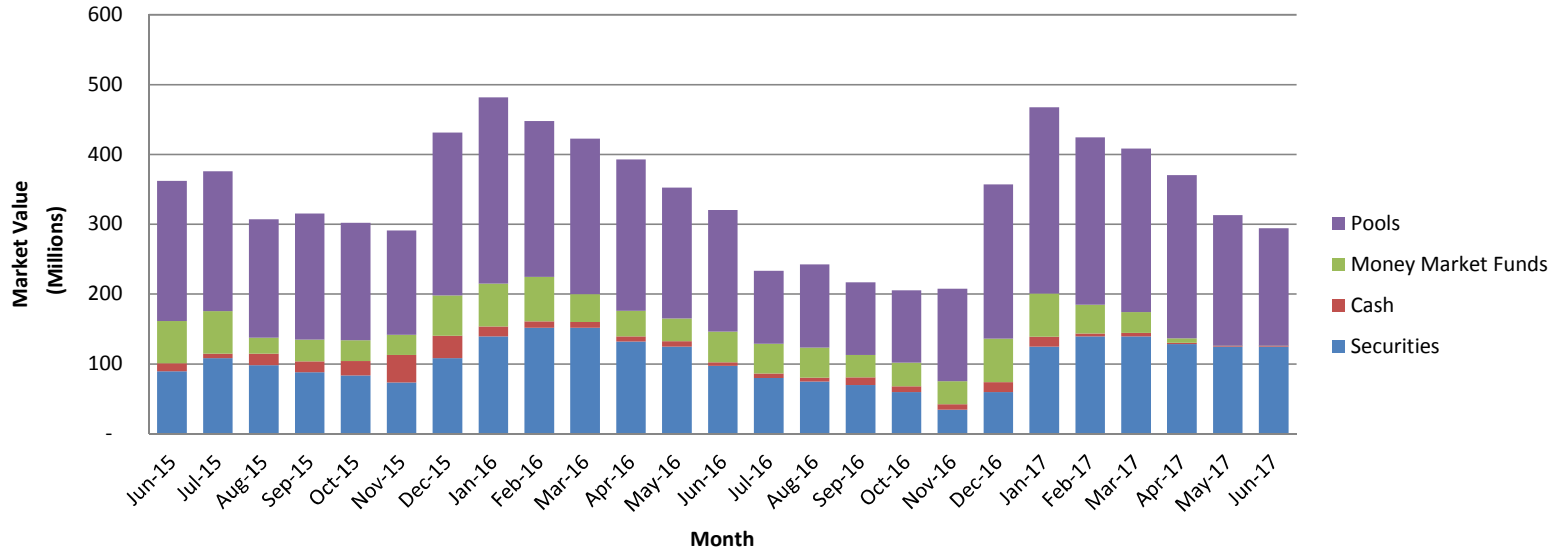


**Fort Bend ISD
Investment Income (YTD)
June 30, 2017**

Description	Interest Income (YTD)
General Fund	\$ 1,201,801
Food Service	21,089
Debt Service	351,997
Capital Projects	125,226
Business-Type Activities	18,171
Internal Service Fund	69,188
Technology Equip Fund	51,522
	\$ 1,838,994



Fort Bend ISD - Portfolio Value by Type



FBISD Portfolio Position

6/30/2017

Fund	CUSIP/Description	Type	Rating	Broker	Purchase Date	Market Value 7/01/16	Par Value 6/30/17	Total Cost Purchased	Book Value 6/30/17	Market Value 6/30/17	Yield to Maturity	Maturity Date	Days to Maturity	Int Accr to Date
199 - General Operating Fund														
	3130A7AF2	FHLB	AA+	Wells Fargo	02/05/16	\$ 7,502,250	\$ -	\$ -	\$ -	\$ -		08/16/16		
	3130A3J70	FHLB	AA+	Hilltop Securities	12/16/15	5,002,500	-	-	-	-		11/23/16		
	3130A3J70	FHLB	AA+	Coastal Securities	12/16/15	5,002,500	-	-	-	-		11/23/16		
	3130A75B7	FHLB	AA+	Cantella & Co.	01/25/16	5,006,000	-	-	-	-		01/25/17		
	3130A6LZ8	FHLB	AA+	Coastal Securities	01/31/17	-	10,000,000	9,990,200	9,985,000	9,985,000	0.759	10/26/17	116	11,285
	3130ABNH5	FHLB	AA+	Hilltop Securities	06/26/17	-	2,250,000	2,250,000	2,249,775	2,249,775	1.250	06/26/18	356	391
	FHLB Total					22,513,250	12,250,000	12,240,200	12,234,775	12,234,775	0.849		160	11,675
	313385JS6	FHLBDN	AA+	Hilltop Securities	01/27/17	-	10,000,000	9,968,049	9,992,000	9,992,000	0.643	07/28/17	28	0
	FHLB Discount Note Total					-	10,000,000	9,968,049	9,992,000	9,992,000	0.643		28	0
	3137EADS5	FHLMC	AA+	Coastal Securities	12/01/15	5,006,000	-	-	-	-		10/14/16		
	3137EADU0	FHLMC	AA+	Hilltop Securities	01/12/16	5,000,500	-	-	-	-		01/27/17		
	3137EADU0	FHLMC	AA+	Coastal Securities	02/04/16	5,000,500	-	-	-	-		01/27/17		
	3137EADL0	FHLMC	AA+	Hilltop Securities	01/25/17	-	5,000,000	5,008,750	4,999,000	4,999,000	0.740	09/29/17	89	12,778
	FHLMC Total					15,007,000	5,000,000	5,008,750	4,999,000	4,999,000	0.740		89	12,778
	3135G0YE7	FNMA	AA+	Stifel Nicolaus	12/01/15	5,001,500	-	-	-	-		08/26/16		
	3135G0MZ3	FNMA	AA+	Hilltop Securities	01/05/17	-	10,000,000	10,008,300	9,996,000	9,996,000	0.742	08/28/17	58	29,896
	FNMA Total					5,001,500	10,000,000	10,008,300	9,996,000	9,996,000	0.742		58	29,896
	912828RJ1	T-Note		Coastal Securities	01/12/16	5,008,000	-	-	-	-		09/30/16		
	912828RM4	T-Note		Coastal Securities	01/12/16	5,011,000	-	-	-	-		10/31/16		
	912828RU6	T-Note		Coastal Securities	01/28/16	5,010,500	-	-	-	-		11/30/16		
	912828J35	T-Note		Hilltop Securities	02/04/16	10,002,000	-	-	-	-		02/28/17		
	912828J92	T-Note		Hilltop Securities	01/28/16	10,001,000	-	-	-	-		03/31/17		
	912828PF1	T-Note		Stifel Nicolaus	02/14/17	-	10,000,000	10,073,100	10,026,000	10,026,000	0.743	10/31/17	123	31,590
	912828TM2	T-Note		Coastal Securities	01/09/17	-	15,000,000	14,994,450	14,991,000	14,991,000	0.683	08/31/17	62	31,335
	912828TS9	T-Note		Hilltop Securities	02/14/17	-	15,000,000	14,989,500	14,982,000	14,982,000	0.701	09/30/17	92	23,566
	912828TW0	T-Note		Hilltop Securities	01/25/17	-	5,000,000	5,000,375	4,994,000	4,994,000	0.737	10/31/17	123	12,636
	912828TW0	T-Note		Coastal Securities	02/01/17	-	10,000,000	9,997,700	9,988,000	9,988,000	0.740	10/31/17	123	6,318
	912828UA6	T-Note		Coastal Securities	01/25/17	-	5,000,000	4,993,700	4,989,500	4,989,500	0.775	11/30/17	153	2,647
	912828UA6	T-Note		Hilltop Securities	02/01/17	-	10,000,000	9,985,900	9,979,000	9,979,000	0.789	11/30/17	153	5,294
	TREASURY NOTE Total					35,032,500	70,000,000	70,034,725	69,949,500	69,949,500	0.729		110	113,385
	Fund 199 - LoneStar	State Pool	AAAm	LoneStar	09/01/01	15,831,849	4,698,461	4,698,461	4,698,461	4,698,461	0.890	07/25/17	25	0
	Fund 199 - TexPool	State Pool	AAAm	TexPool	09/01/01	15,342,834	26,780,611	26,780,611	26,780,611	26,780,611	0.940	08/08/17	39	0
	Fund 199 - TexStar	State Pool	AAAm	TexStar	04/26/10	17,732,454	17,899,618	17,899,618	17,899,618	17,899,618	0.930	08/02/17	33	0
	Fund 199 - TexasCLASS	State Pool	AAAm	TexasCLASS	07/01/16	-	21,676,330	21,676,330	21,676,330	21,676,330	1.160	08/17/17	48	0
	Fund 199 - TexasTerm	State Pool	AAAm	Texas Term	10/07/09	17,607,123	11,378,796	11,378,796	11,378,796	11,378,796	0.920	07/31/17	31	0
	State Pool Total					66,514,260	82,433,816	82,433,816	82,433,816	82,433,816	0.990		38	0
	Fund 199 - Money Mkt	Money Mkt		Prosperity Bank	05/31/12	24,614,319	2,235	2,235	2,235	2,235	0.450	Open	1	0
	Money Market Total					24,614,319	2,235	2,235	2,235	2,235	0.450		1	0
	Prosperity Bank	Cash		Prosperity Bank	05/31/12	1,302,762	635,664	635,664	635,664	635,664	0.450	Open	1	0
	Prosperity Bank Total					1,302,762	635,664	635,664	635,664	635,664	0.450		1	0
	199 - General Fund Total					169,985,591	190,321,715	190,331,739	190,242,990	190,242,990	0.845		74	167,734
240 - Food Service														
	Fund 240 - TexPool	State Pool	AAAm	TexPool	09/01/01	2,518,818	3,128,578	3,128,578	3,128,578	3,128,578	0.940	08/08/17	39	0
	Fund 240 - TexStar	State Pool	AAAm	TexStar	12/01/12	2,579,806	16,739	16,739	16,739	16,739	0.930	08/02/17	33	0
	State Pool Total					5,098,624	3,145,317	3,145,317	3,145,317	3,145,317	0.940		39	0
	Prosperity Bank	Cash		Prosperity Bank	05/31/12	141,654	17,348	17,348	17,348	17,348	0.450	Open	1	0
	Prosperity Bank Total					141,654	17,348	17,348	17,348	17,348	0.450		1	0
	240 - Food Service Fund Total					5,240,278	3,162,665	3,162,665	3,162,665	3,162,665	0.937		39	0

FBISD Portfolio Position

6/30/2017

Fund	CUSIP/Description	Type	Rating	Broker	Purchase Date	Market Value 7/01/16	Par Value 6/30/17	Total Cost Purchased	Book Value 6/30/17	Market Value 6/30/17	Yield to Maturity	Maturity Date	Days to Maturity	Int Accr to Date
461 - Activity Funds														
Fund 461 - TexPool		State Pool	AAAm	TexPool	09/01/01	1,807,685	1,817,401	1,817,401	1,817,401	1,817,401	0.940	08/08/17	39	0
Fund 461 - LoneStar		State Pool	AAAm	LoneStar	12/12/12	<u>1,833,970</u>	<u>2,340,262</u>	<u>2,340,262</u>	<u>2,340,262</u>	<u>2,340,262</u>	0.890	07/25/17	25	0
State Pool Total						3,641,654	4,157,662	4,157,662	4,157,662	4,157,662	0.912		31	0
Prosperity Bank		Cash		Prosperity Bank	02/28/15	<u>286,049</u>	<u>11,709</u>	<u>11,709</u>	<u>11,709</u>	<u>11,709</u>	0.450	Open	1	0
Prosperity Bank Total						286,049	11,709	11,709	11,709	11,709	0.450		1	0
461 - Activity Funds Total						3,927,703	4,169,371	4,169,371	4,169,371	4,169,371	0.911		33	0
500 - Debt Service Fund														
3130A8U50		FHLB	AA+	Hilltop Securities	06/22/17	-	8,000,000	7,962,597	7,965,600	7,965,600	1.262	07/25/18	385	28,773
FHLB Total						-	8,000,000	7,962,597	7,965,600	7,965,600	1.262		385	28,773
313385JS6		FHLBDN	AA+	Hilltop Securities	01/27/17	-	10,000,000	9,968,049	9,992,000	9,992,000	0.643	07/28/17	28	0
FHLB Discount Note Total						-	10,000,000	9,968,049	9,992,000	9,992,000	0.643		28	0
Fund 599 - LoneStar		State Pool	AAAm	LoneStar	09/01/01	10,009,611	7,532,273	7,532,273	7,532,273	7,532,273	0.890	07/25/17	25	0
Fund 599 - TexPool		State Pool	AAAm	TexPool	09/01/01	8,716,604	2,694,658	2,694,658	2,694,658	2,694,658	0.940	08/08/17	39	0
Fund 599 - TexStar		State Pool	AAAm	TexStar	04/27/10	10,241,957	9,646,051	9,646,051	9,646,051	9,646,051	0.930	08/02/17	33	0
Fund 599 - TexasCLASS		State Pool	AAAm	TexasCLASS	02/09/17	-	12,948,628	12,948,628	12,948,628	12,948,628	1.160	08/17/17	48	0
Fund 599 - TexasTerm		State Pool	AAAm	Texas Term	01/04/10	<u>10,328,745</u>	<u>13,873,650</u>	<u>13,873,650</u>	<u>13,873,650</u>	<u>13,873,650</u>	0.920	07/31/17	31	0
State Pool Total						39,296,918	46,695,261	46,695,261	46,695,261	46,695,261	0.985		36	0
Fund 599 - Money Mkt		Money Mkt		Prosperity Bank	05/31/12	<u>19,437,723</u>	<u>362</u>	<u>362</u>	<u>362</u>	<u>362</u>	0.450	Open	1	0
Money Market Total						19,437,723	362	362	362	362	0.450		1	0
Prosperity Bank		Cash		Prosperity Bank	05/31/12	<u>5,002</u>	<u>31</u>	<u>31</u>	<u>31</u>	<u>31</u>	0.450	Open	1	0
Prosperity Bank Total						5,002	31	31	31	31	0.450		1	0
500 - Debt Service Funds Total						58,739,643	64,695,654	64,626,300	64,653,254	64,653,254	0.966		78	28,773
600 - Capital Projects Funds														
313312ZA1		FFCBD	AA+	Coastal Securities	10/20/15	5,000,000	-	-	-	-		07/06/16		
FFCB Discount Note Total						5,000,000	-	-	-	-				
3130A3J70		FHLB	AA+	Hilltop Securities	12/01/15	5,002,500	-	-	-	-		11/23/16		
FHLB Total						5,002,500	-	-	-	-				
3135G0YE7		FNMA	AA+	Stifel Nicolaus	12/01/15	5,001,500	-	-	-	-		08/26/16		
3135G0ES8		FNMA	AA+	Coastal Securities	12/16/15	5,017,500	-	-	-	-		11/15/16		
FNMA Total						10,019,000	-	-	-	-				
Fund 610 - TexPool		State Pool	AAAm	TexPool	04/26/16	4,883,742	588,484	588,484	588,484	588,484	0.940	08/08/17	39	0
Fund 634 - Lone Star		State Pool	AAAm	LoneStar	08/12/09	797,181	0	0	0	0	0.890	07/25/17	25	0
Fund 634 - TexasTerm		State Pool	AAAm	Texas Term	10/07/09	3,677,755	-	-	-	-	0.920	07/31/17	31	0
Fund 634 - Texpool		State Pool	AAAm	TexPool	08/11/09	847,733	80,359	80,359	80,359	80,359	0.940	08/08/17	39	0
Fund 635 - TexStar		State Pool	AAAm	TexStar	12/13/12	3,238,187	-	-	-	-	0.920	08/02/17	33	0
Fund 635 - Texpool		State Pool	AAAm	TexPool	05/27/10	204,403	7,714	7,714	7,714	7,714	0.940	08/08/17	39	0
Fund 637 - TexPool		State Pool	AAAm	TexPool	07/15/15	77,777	76,820	76,820	76,820	76,820	0.940	08/08/17	39	0
Fund 637 - TexStar		State Pool	AAAm	TexStar	07/15/15	1,229,510	-	-	-	-	0.920	08/02/17	33	0
Fund 637 - TexasTerm		State Pool	AAAm	Texas Term	07/15/15	1,396,472	-	-	-	-	0.920	07/11/17	11	0
Fund 638 - LoneStar		State Pool	AAAm	LoneStar	07/15/15	99	99	99	99	99	0.890	07/25/17	25	0
Fund 638 - TexPool		State Pool	AAAm	TexPool	07/15/15	155,927	847,275	847,275	847,275	847,275	0.940	08/08/17	39	0
Fund 638 - TexStar		State Pool	AAAm	TexStar	07/15/15	1,462,152	1,584,592	1,584,592	1,584,592	1,584,592	0.930	08/02/17	33	0
Fund 638 - TexasTerm		State Pool	AAAm	Texas Term	07/15/15	1,209,077	83,436	83,436	83,436	83,436	0.920	07/11/17	11	0
Fund 639 - LoneStar		State Pool	AAAm	LoneStar	07/15/15	2,974,160	721,367	721,367	721,367	721,367	0.890	07/25/17	25	0
Fund 639 - TexPool		State Pool	AAAm	TexPool	07/15/15	198,940	527,450	527,450	527,450	527,450	0.940	07/08/17	8	0
Fund 642 - TexPool		State Pool	AAAm	TexStar	06/01/17	-	1,765	1,765	1,765	1,765	0.940	08/08/17	39	0
Fund 644 - TexPool		State Pool	AAAm	Texas Term	06/02/17	-	799,539	799,539	799,539	799,539	0.940	08/08/17	39	0
Fund 650 - TexPool		State Pool	AAAm	LoneStar	06/12/17	-	753	753	753	753	0.940	08/08/17	39	0
Fund 651 - TexPool		State Pool	AAAm	TexPool	06/29/17	-	44,476	44,476	44,476	44,476	0.940	08/08/17	39	0

FBISD Portfolio Position

6/30/2017

Fund	CUSIP/Description	Type	Rating	Broker	Purchase Date	Market Value 7/01/16	Par Value 6/30/17	Total Cost Purchased	Book Value 6/30/17	Market Value 6/30/17	Yield to Maturity	Maturity Date	Days to Maturity	Int Accr to Date
State Pool Total						22,353,115	5,364,130	5,364,130	5,364,130	5,364,130	0.930		32	0
Prosperity Bank		Cash		Prosperity Bank	05/31/12	188,625	899	899	899	899	0.450	Open	1	0
Prosperity Bank Total						188,625	899	899	899	899	0.450		1	0
600 - Capital Projects Funds Total						42,563,239	5,365,029	5,365,029	5,365,029	5,365,029	0.930		32	0
700 - Internal Service Funds														
Fund 752 - TexPool	State Pool	AAA	AAm	TexPool	07/01/16	-	72,354	72,354	72,354	72,354	0.940	08/08/17	39	0
Fund 753 - TexPool	State Pool	AAA	AAm	TexPool	02/21/14	593,094	4,100,598	4,100,598	4,100,598	4,100,598	0.940	08/08/17	39	0
Fund 753 - TexStar	State Pool	AAA	AAm	TexStar	09/26/13	5,047,200	1,359	1,359	1,359	1,359	0.930	08/02/17	33	0
Fund 753 - TexasTerm	State Pool	AAA	AAm	Texas Term	10/03/14	5,515,811	972	972	972	972	0.920	07/31/17	31	0
Fund 771 - LoneStar	State Pool	AAA	AAm	LoneStar	12/18/14	5,394,809	751,966	751,966	751,966	751,966	0.890	07/25/17	25	0
Fund 771 - TexPool	State Pool	AAA	AAm	TexPool	02/21/14	3,063,625	5,480,800	5,480,800	5,480,800	5,480,800	0.940	08/08/17	39	0
Fund 774 - TexPool	State Pool	AAA	AAm	TexPool	02/21/14	1,456,650	1,306,982	1,306,982	1,306,982	1,306,982	0.940	08/08/17	39	0
Fund 857 - TexPool (FSA)	State Pool	AAA	AAm	TexPool	09/03/14	167,466	219,468	219,468	219,468	219,468	0.970	08/08/17	39	0
State Pool Total						21,238,656	11,934,498	11,934,498	11,934,498	11,934,498	0.937		38	0
ISF-JPMorgan (FSA)	Cash			JPMorgan Chase	06/30/16	47,943	-	-	-	-	0.000	Open	1	0
ISF-JPMorgan (HLTH)	Cash			JPMorgan Chase	06/30/16	112,573	-	-	-	-	0.000	Open	1	0
JPMorgan Chase Bank Total						160,516	-	-	-	-	0.000		1	0
Prosperity Bank	Cash			Prosperity Bank	05/31/12	152,483	471	471	471	471	0.450	Open	1	0
Prosperity Bank Total						152,483	471	471	471	471	0.450		1	0
700 - Internal Service Funds Total						21,551,655	11,934,970	11,934,970	11,934,970	11,934,970	0.937		38	0
700 - Business-Type Activities														
Fund 711 - TexasTerm	State Pool	AAA	AAm	Texas Term	03/21/16	1,502,001	3,391,744	3,391,744	3,391,744	3,391,744	0.920	07/31/17	31	0
State Pool Total						1,502,001	3,391,744	3,391,744	3,391,744	3,391,744	0.920		31	0
ENT - Prosperity Bank	Cash			Prosperity Bank	06/30/15	226,454	601,472	601,472	601,472	601,472	0.450	Open	1	0
EXTDP - Prosperity Bank	Cash			Prosperity Bank	05/31/12	948,979	70,038	70,038	70,038	70,038	0.450	Open	1	0
Prosperity Bank Total						1,175,433	671,509	671,509	671,509	671,509	0.450		1	0
700 - Business-Type Activities						2,677,434	4,063,254	4,063,254	4,063,254	4,063,254	0.824		25	0
780 - Technology Equipment Fund														
Fund 780 - LoneStar	State Pool	AAA	AAm	LoneStar	10/28/14	5,776,718	3,310,387	3,310,387	3,310,387	3,310,387	0.890	07/25/17	25	0
Fund 780 - TexPool	State Pool	AAA	AAm	TexPool	10/28/14	5,885,438	4,267,266	4,267,266	4,267,266	4,267,266	0.940	08/08/17	39	0
State Pool Total						11,662,156	7,577,653	7,577,653	7,577,653	7,577,653	0.918		33	0
780 - Technology Equipment Fund						11,662,156	7,577,653	7,577,653	7,577,653	7,577,653	0.918		33	0
800 - Trust & Agency Funds														
Fund 865AF - Lone Star	State Pool	AAA	AAm	LoneStar	12/12/12	2,994,122	3,308,480	3,308,480	3,308,480	3,308,480	0.890	07/25/17	25	0
State Pool Total						2,994,122	3,308,480	3,308,480	3,308,480	3,308,480	0.890		25	0
Prosperity Bank	Cash			Prosperity Bank	05/31/12	654,786	165,583	165,583	165,583	165,583	0.450	Open	1	0
Prosperity Bank Total						654,786	165,583	165,583	165,583	165,583	0.450		1	0
800 - Trust & Agency Funds Total						3,648,908	3,474,063	3,474,063	3,474,063	3,474,063	0.869		23	0
TOTAL PORTFOLIO						\$ 319,996,607	\$ 294,764,373	\$ 294,705,043	\$ 294,643,248	\$ 294,643,248	0.881		69	196,507

FBISD Portfolio Position

6/30/2017

<u>Fund</u>	<u>CUSIP/Description</u>	<u>Type</u>	<u>Rating</u>	<u>Broker</u>	<u>Purchase Date</u>	<u>Market Value 7/01/16</u>	<u>Par Value 6/30/17</u>	<u>Total Cost Purchased</u>	<u>Book Value 6/30/17</u>	<u>Market Value 6/30/17</u>	<u>Yield to Maturity</u>	<u>Maturity Date</u>	<u>Days to Maturity</u>	<u>Int Accr to Date</u>
											<u>Portfolio %</u>			
	FFCB Disc. Note					\$ 5,000,000	\$ -	\$ -	\$ -	\$ -	0.00%			
	FHLB					27,515,750	20,250,000	20,202,797	20,200,375	20,200,375	6.86%			
	FHLB Disc. Note					-	20,000,000	19,936,098	19,984,000	19,984,000	6.78%			
	FHLMC					15,007,000	5,000,000	5,008,750	4,999,000	4,999,000	1.70%			
	FNMA					15,020,500	10,000,000	10,008,300	9,996,000	9,996,000	3.39%			
	Treasury Notes					35,032,500	70,000,000	70,034,725	69,949,500	69,949,500	23.74%			
						\$ 97,575,750	\$ 125,250,000	\$ 125,190,670	\$ 125,128,875	\$ 125,128,875	42.47%		60.00%	
	CASH					\$ 4,067,310	\$ 1,503,215	\$ 1,503,215	\$ 1,503,215	\$ 1,503,215	0.51%			
	MONEY MARKETS					44,052,041	2,597	2,597	2,597	2,597	0.00%		60.00%	
	STATE POOLS					174,301,505	168,008,561	168,008,561	168,008,561	168,008,561	57.02%		65.00%	
	TOTALS					\$ 319,996,607	\$ 294,764,373	\$ 294,705,043	\$ 294,643,248	\$ 294,643,248	100.00%			